Multiple District 16

As of October 2026 Cumulative

Year	New Clubs	Dropped Clubs	Gain/ Loss Clubs	New Members	Charter Members	Reinstate Members	Transfer Members	Total Member Added	Total Members Dropped	Gain/ Loss Members
2022-2023	2	12	-10	404	58	22	14	498	675	-177
2023-2024	2	10	-8	339	69	52	21	481	643	-162
2024-2025	2	7	-5	359	48	34	14	455	482	-27
2025-2026	1	8	-7	334	22	37	16	409	529	-120
2026-2027	0	0	0	75	0	23	1	99	113	-14
Average	**1**	**7**	**-6**	**302**	**39**	**34**	**13**	**388**	**488**	**-100**

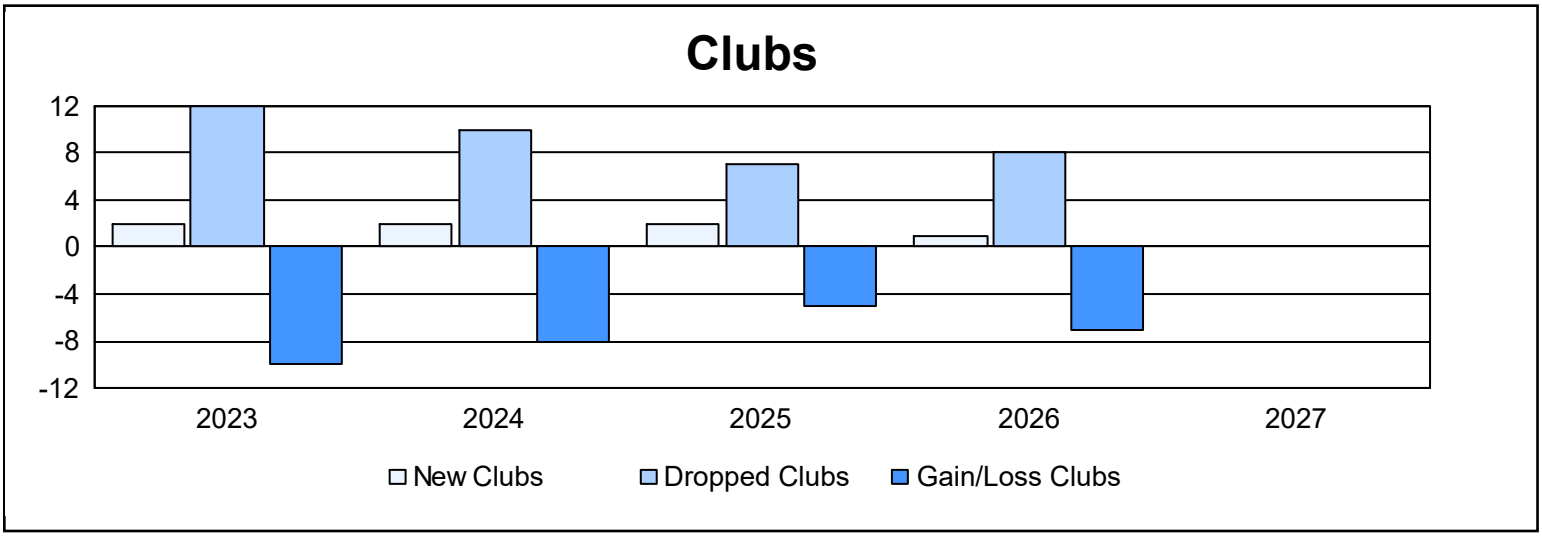

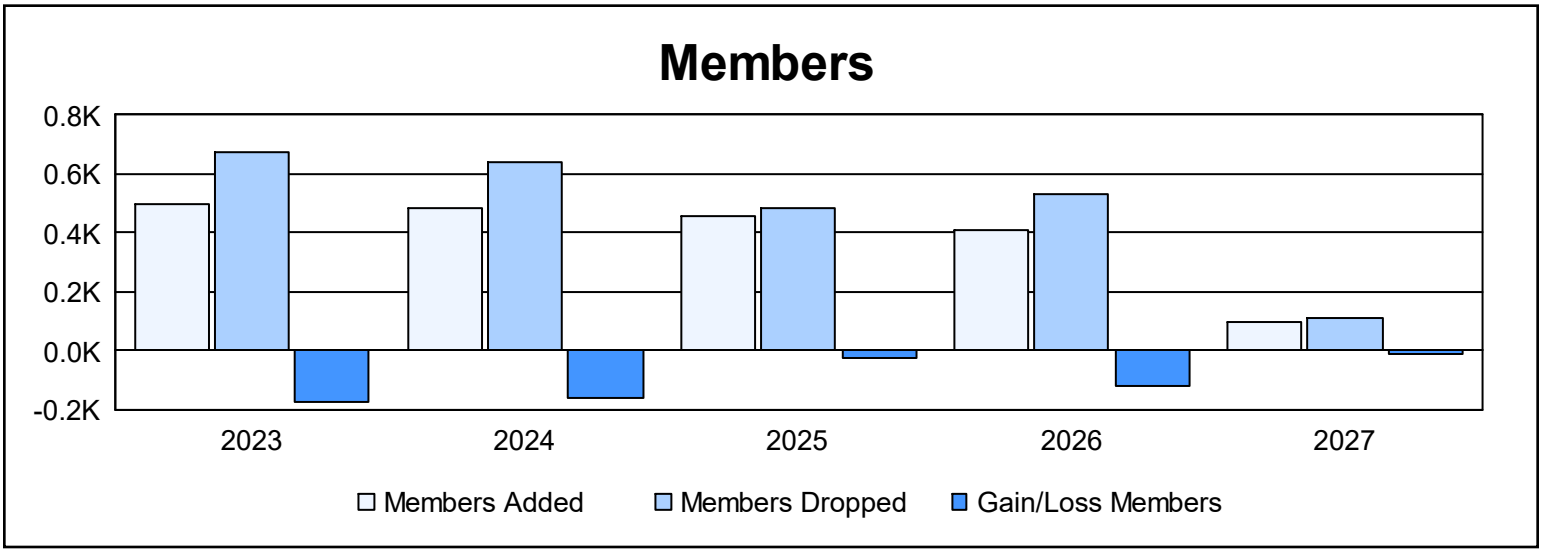

Membership Composition

October 2026 Cumulative

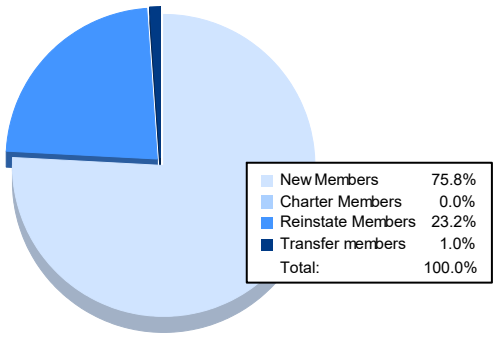

Gender Composition

October 2026 Cumulative

